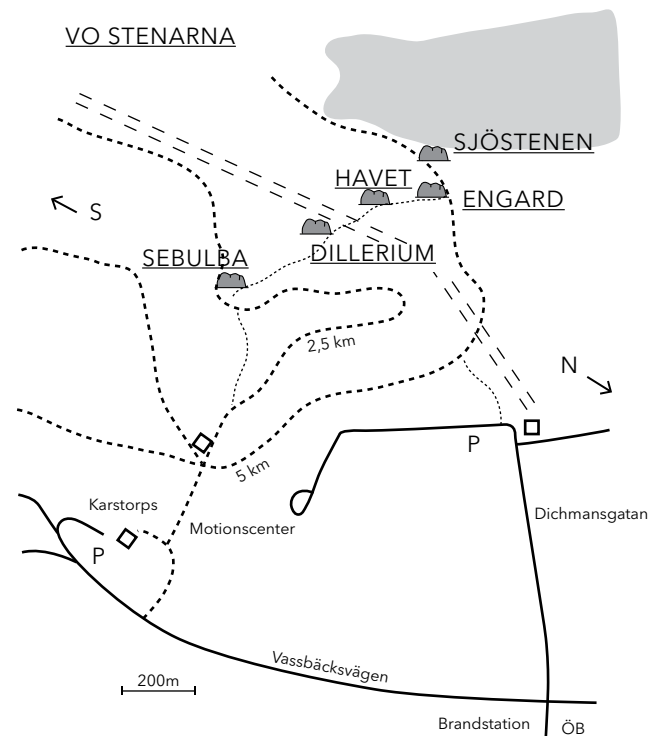
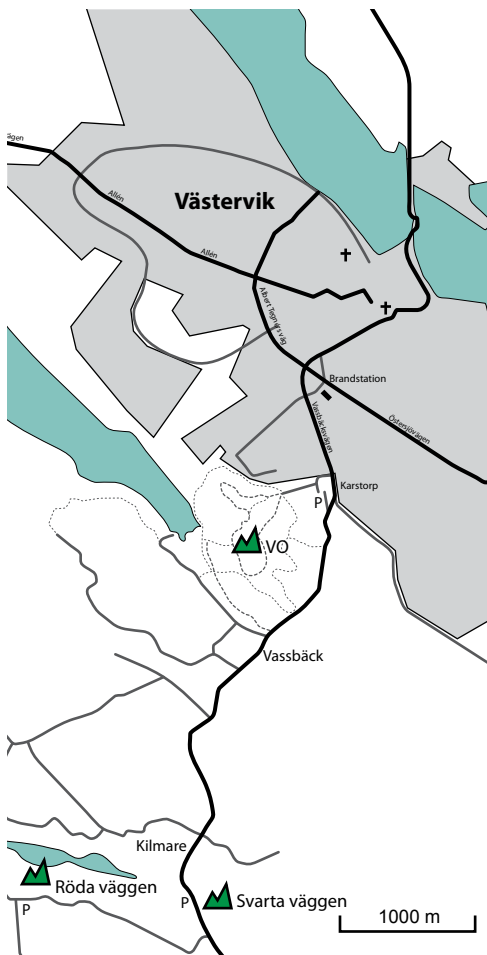


## Characteristics

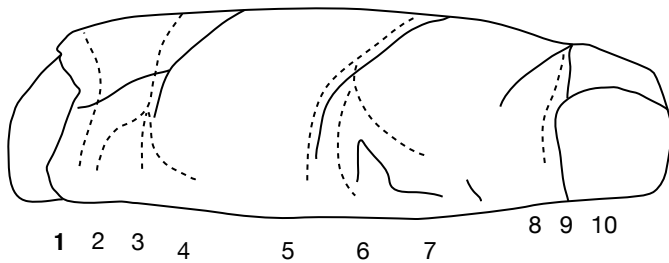
VO is a big area that consists of boulders and walls surrounded by forest. The climbing are on granit with high quality. The landings are good for the most part. Parts of the area are close to a sports centre and are easily accessible by road from the city. VO is divided into several sections: Sebulba, Hyllan, Dillerium, Havet, Engard and Sjöstenen. We started to climb here in the beginning of the 90 thenth. There are several classics problem to climb.



## Directions

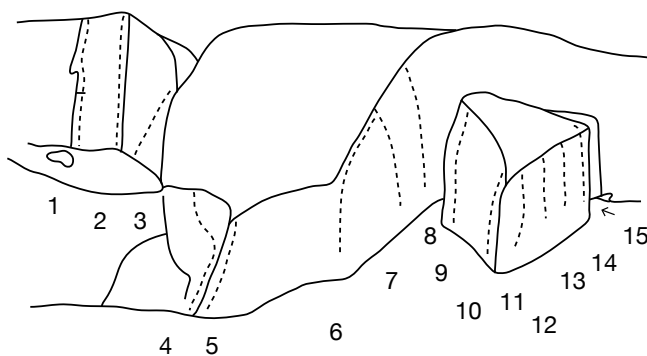
'Sebulba', 'Dillerium' and 'Sjöstenarna' are located by the 2.5, 5, and 10 km running tracks at the Karstorp sports ground which is close to the fire station in the centre of Västervik. When you leave the track, the trail is marked. Park at the sports ground or the industrial estate at Dichmansstreet. Walk the small road to a shelter and then along the tracks for 300 m and you are coming to the first area called Sebulba. Follow the marks to hyllan and other boulders.

## Sebulba



1	<b>Muvo</b>		6B+	sds
2	<b>Springorna</b>	✦	7A+	sds
3	<b>Kottkrig</b>		7a	
4	<b>Sebulba</b>	✦	7C+	sds, usig small crimpers. The jug to left is not in.
5	<b>Seb</b>		6C+	sds, high using the crack
6	<b>Namaste</b>	✦✦	8A+	sds, sidepull
7	<b>Pain is Temporary</b>		7A+	high start, right hand on crimper
8	<b>Ridskolan</b>		5C	from start go left and then in the crack
9	<b>Ridskolan rakt</b>		5A	go straight up in the crack
10	<b>Short Wall</b>		5A	

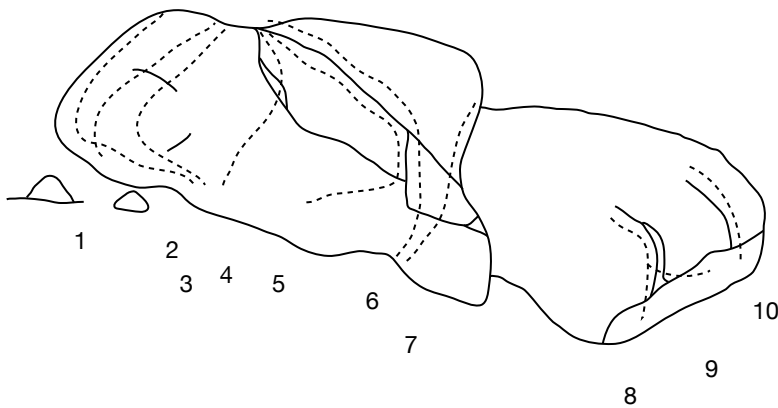
## Hyllan



1	<b>Dyno</b>		5C	Follow rope to the ledge
2	<b>Corner</b>		5B	
3	<b>Agnes Wall</b>		5C	
4	<b>Fallen Angel</b>		7B	Need to be brushed
5	<b>Johans Arete</b>		6B	Need to be brushed
6	<b>Farbrorn right</b>		6A	traversing up to the rigt
7	<b>Nephew</b>		6B	
8	<b>Långa Farbrorn</b>		7A	
9	<b>Cousin</b>		5A	

10	<b>Uncle</b>	4C	not brushed
11	<b>Couscous</b>	4B	
12	<b>Ravioli</b>	4C	
13	<b>Penne</b>	4C	
14	<b>Slabadish</b>	6A	sds
15	<b>Corporate Express</b>	6C	sds, and up the arete

## Dillerium



1	<b>Paranoia</b>	8A+	sds
2	<b>Dillerium</b>	♦ ♦ 8A	sds, starts with 2 hands on big sloper
3	<b>D+P Combo</b>	8B	sds
4	<b>September Heat</b>	♦ 7C+	sds
5	<b>Cirkus</b>	7C	sds, two hands on sidepull
6	<b>Crack</b>	♦ ♦ 6C	sds
7	<b>Tree Block</b>	7A	sds
8	<b>Monster Crack</b>	6B+	sds
9	<b>Monster Crack Left</b>	6B+	
10	<b>Stromstad</b>	6A+	sds

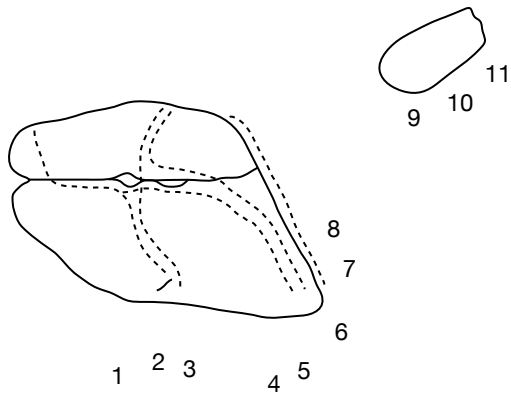


nothwest side



southwest side

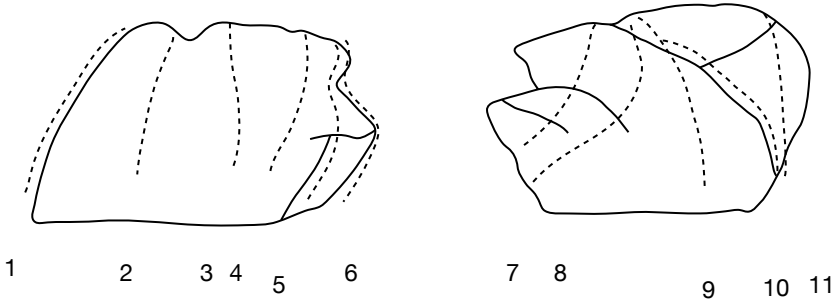
# Havet



1	<b>Go all day left</b>	7C	sds, ends left
2	<b>Go all day</b>	7A	high start, straight up
3	<b>Go all day sit</b> ✦	8A+	sds, straight up
4	<b>Saveges left</b>	7C	
5	<b>Saveges</b> ✦	7A	
6	<b>Havet</b> ✦	6A	
7	<b>Chanel</b>	5A	sds
8	<b>Coco</b>	6A	sds
9	<b>Bugg</b>	5A	
10	<b>Just dance</b>	6Bs	sds
11	<b>Salza</b>	4C	



# Engard



1	<b>DDR</b>		5A
2	<b>Engard</b>	✦	6C
3	<b>VX1</b>		4B
4	<b>VX2</b>		5A
5	<b>Baken</b>		6A sds
6	<b>Baken2</b>		6A sds
7	<b>Sopp</b>		4A
8	<b>Plopp</b>		6C+ sds
9	<b>Bränns</b>		7A
10	<b>Great Days</b>		6C sds
11	<b>Max</b>		7A sds

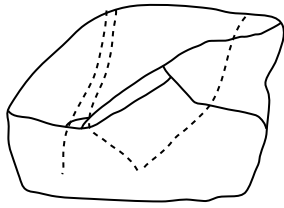


south side

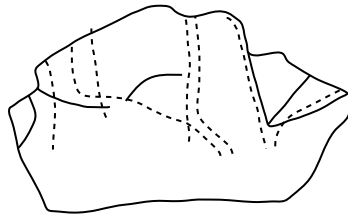


east side

## Sjöstenen



1 2 3



4 5 6 8 9  
7 10

11

1	<b>Lindermans</b>	7B	sds
2	<b>Kanel</b>	7C	
3	<b>Draget</b>	6C	sds
4	<b>Hopp</b>	6A	
5	<b>Tecno Trip</b>	6A+	
6	<b>Life is Peachy</b> ♦♦	7A+	
7	<b>Spooky</b> ♦	7C	sds, climb left
8	<b>Life is Peachy sit</b> ♦♦	7C	sds
9	<b>Sida vid Sida</b>	6A	sds
10	<b>Corner</b>	5A	
11	<b>Butt</b>	7B+	sds, in the corner and up on the arete

